

Blow-in machines EM300 series

Broadly positioned for all blowing methods and insulation materials



EM320/325 | EM340/345 | EM360/365

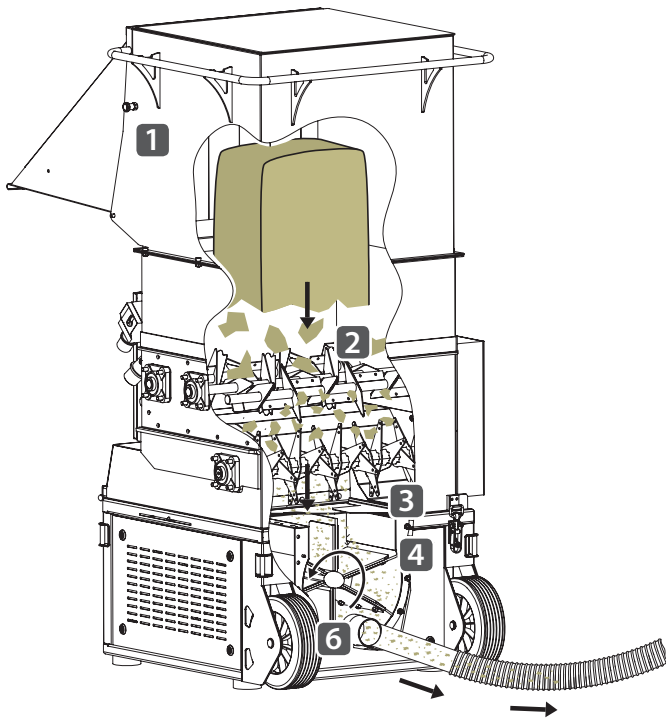
High-performance blow-in machines

- ▶ Suitable for all approved insulation materials and all blowing methods
- ▶ Precisely controllable via cable/radio remote control
- ▶ Equipped with 230 volt and/or 400 volt connection

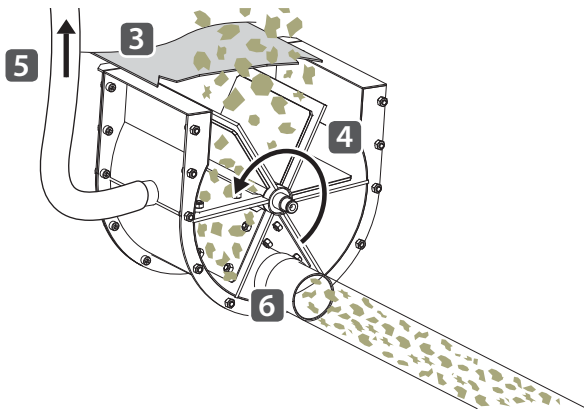
High-performance blow-in machines EM300 series

Operating principle

The insulation material fed into the blow-in machine is first coarsely broken up by the three high-speed crushing shafts and then enters the shredding unit, which ensures optimum fine disintegration. Finely crushed, the insulation material falls into the rotating rotary airlock. At the lower airlock point, the material is blown out of the airlock chamber via a blow-out nozzle and delivery hose into the component, blown open or sprayed.



Ventilation




Structure

- 1 Hopper**

The delivery isolation material container is placed on the opened bag support, opened and pushed through the strip curtain into the storage container. The hopper lid can be removed for filling material from above.
- 2 Material conditioning unit**

The powerful material conditioning unit consists of three wear-free, low-maintenance crushing shafts and a large chipping shaft. For processing EPS granulates, for example, the scarifier can be switched off in the control box (switch S5).

Switching off the material conditioning unit






- 3 Airlock feed gate**

The EM300 series is equipped with a rotational speed controller and a manual airlock feed gate for metering the amount of material as standard. With the optional electric airlock feed gate, the material quantity and other important settings can be made directly from the workplace using the remote control during or between injection processes.
- 4 Rotary airlock**

The finely broken down insulation material is transported to the blow-out nozzle via the chambers of the rotating rotary airlock. Acceleration is provided by the air flow generated by the turbine and/or high-performance radial compressors.
- 5 Airlock ventilation**

The airlock venting system significantly increases the efficiency of the airlock and at the same time prevents dust from being whirled up in the filling unit.
- 6 Airlock outlet**

The EM300 series is equipped with a NW75 (3") or NW90 (3½") airlock outlet (material and air) as required. A direct reduction is optionally possible. The EM3x5 variants with integrated amplifier have an additional NW63 (2½") outlet nozzle (air). The amplifier air is routed past the airlock and fed externally into the delivery hose via a Y-piece. This serves to optimise the performance.



Blow-in machines of the EM300 series

The compact high-performance blow-in machines of the EM300 series are characterised by their particular performance and their versatility in terms of processing materials.

Cellulose, wood fibre, mineral fibre, granulates and many others: almost all insulation materials can be processed excellently with the machines of the EM300 series.



Thereby a hinged storage surface facilitates the filling with bagged material. The transparent strip curtain reduces dust leakage and for processing granulates and other loose bulk materials, the upper cover of the storage container can be removed and the blow-in machine filled from above.




All injection methods are possible with the EM300 series blow-in machines. A motor-driven turbine and several radial compressors ensure maximum performance. These machines also master very demanding conditions effortlessly without additional modules.

An optimum of possibilities: The EM300 machine types are available with 400V and/or 230V power supply. Depending on the application and requirements, the machine (e.g. 3x230V) can also be operated with only one or two occupied connections.

EM320




EM325



EM340




EM345



EM360



EM365



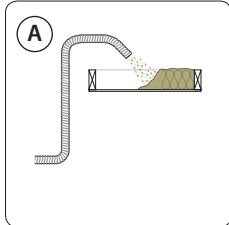
High-performance blow-in machines EM300 series

Blow-in methods and insulation material

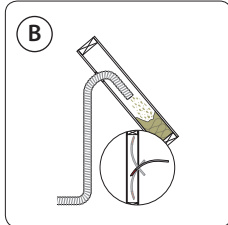
The different building styles and the different types of construction require different working methods. In addition, the amount of air and pressure required for optimal processing also depends on the insulation material, for example.

The X-Floc machines of the EM300 series are virtually an all-round solution in terms of both the blowing method and the insulation material. There are almost no limits to the processing of loose insulation materials.

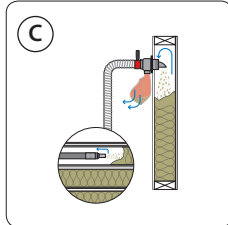
Open/attic blowing



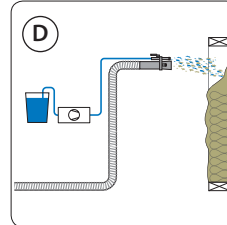
Dry injection



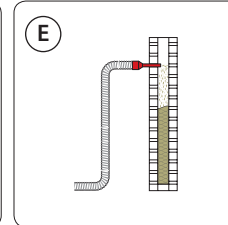
Dry injection with ventilation




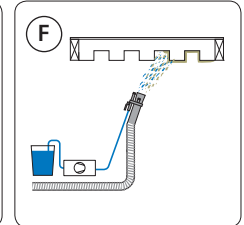
Damp spraying/CSO



Cavity wall insulation



Fire protection



Blow-in insulation material product groups

Cellulose

AIPLANAT, Arbocel Climasafe, Cellisol 300, Cellisol 500, Warmcel, Warmcel 500, Zellofix, Ouatex, Eurocellulose, cellulose V1, Vosges Cellulose, Eurocellulose SB, cellulose V3 SB, Vosges Cellulose S B, FranceFloc B, EcoFloc B, Cell la vie B, Néocell B, Optimum MP, Climacell S, Climacell pure, Climacell akust, Climacell inside, Climacell sonic, cellfloc, climacell Loft, climacell InduTec, climacell HSX, climacell FSX, climacell Green Nature, Unifloc, Witherm, DÄMMSTATTs CI 040, KLIMA-TEC-FLOCK, biocell, DÄMMSTATTs CI Dämmerschüttung, DÄMMSTATTs CI 040 bf, KLIMA-TEC-FLOCK bf, biocell bf, DÄMMSTATTs CI Dämmerschüttung bf, DAEMMSTATT D, Isocell D, Trendisol D, Dobry-Ekovilla D, DAEMMSTATT D bf, Isocell D bf, Trendisol D bf, Dobry-Ekovilla D bf, Isocell P, Isocell P, Isocell for you, FLOCO'MOBIL Dämmflocke, Floci-Cell, naturheld Holzfaser Einblasdämmung, WoodyCell+, WoodyCell Plus, WOODYCELL, isofloc, isofloc L, isofloc L+, isofloc LW, isofloc LM, swissfloc, isofloc eco, isofloc neo, easyfiber, CelluBOR SW, OUATECO PREMIUM, JUST BE GREEN, ISOL+, OUATECO, OUATECO NATURE, STEICOfloc, STEICOfloc NB, THERMOFLOC F, THERMOFLOC B, GREENFLOC, Clima-super, Isocell, trendisol, Isodek, Dobry-Ekovilla, Fibra-Natur, Domexcell, Pavafloc, Renocell, Isolare, Poesis, isECO, ISOCELL F, greenwool, clima-super Evolution, Isocell Evolution, greenwool Evolution, isECO green, clima-super lambda+, clima-super max, Isocell lambda+, greenwool lambda+, isECO lambda+, isECO max, trendisol lambda+, Wolfinger Zellulosedämmung, STT Floc, Ekovilla, Ekovilla Puru, Ekovilla IA, Isonem, Isolet, UpCell, GreenCell, Climatizer plus, Thermocel, La cellulosa, Easycell, Celisol, Isofloc EU 01, WarmFiber, WarmFiber Plus, Termex, Termex Green, Ekocell, Ekocell Green, Kätevå, Kätevå Green, iQ3 CELLULOSE, CELLIPURE, ISOLANT ECOLOGIQUE SEMI, DOMOSANIX, CELLECO etc.

Wood fibre

GUTEX Thermofibre/FQ, WOODYCELL SW, AIRFLEX, best wood FIBRE, Hoiz, Jasmin, STEICO zell, Thermocell in-situ formed loose fill insulation, Termoträ Original, Termoträ Fire Protect etc.

Mineral fibre

InsulSafe, Supafil Cavity Wall, Supafil Loft Plus, Supafil Timber Frame, Supafil Max Frame, Teko-Flock, Indi-Flock, Trendi-Flock, swissporROC, COOMBLISSIMO, FLOCOLENE, TECHWOOL, Fillrock KD Plus, Fillrock KD, Fillrock RG Plus, Fillrock RG, Conlit Firesafe, PAROC BLT 5, DOSSOLAN THERMIQUE etc.

Mineral granules

BIT Perlit Bachl, HY Perlit Bachl, Neopor, Hyperdämm, Hyperlite KD, Thermoperl, 2K Perlit Flachdachdämmung, Extraperl S4, Thermo-Fill, Thermo-Floor, Thermo-Plan, Thermo-Roof, ISOPLUS100 BEPS-WD, SLS 20F, SLS20 Plus, Perli-Fill, Poraver Blähglas-Granulat, Bauhaus DSX100, Geocell Blähglas, JASS Wärmedämmschüttung, Liaver, NEVOLIT etc.

EPS granules

ThermoWhite WD 100 R, ISO Plus BINDER WD 100R, ThermoWhite WD 70 R (RN), ThermoWhite WD 130 R, HIRSCH PoroBead 033, H2 Wall, Granublow 033, HIRSCH Poro-Bead Plus, H2 Wall Plus, Granublow Plus, Isofloc Pearl, RigiBead Premium 033, RigiBead 035, SwissporEPS Perlen, SwissporEPS Styromull, airpor level 3.0, airpor level 3.0 A, airpor rapid, airpor light, BACHL niveauTHERM 160 Premium, BACHL niveauTHERM 160 Premium-PLUS, BACHL niveauTHERM 400 Premium, BACHL niveauTHERM 400 Premium-PLUS, HK33, TF Pearls, GRANU-PUR, Neopixels Premium HR Insulation, thermotec BEPS-WD 130R, thermotec BEPS-WD 70N, Ecofibre EPS 033 Kerndämmung etc.

Fire protection plaster and other insulation material

ISOVER FireProtect 150, ISOVER FireProtect 150F, DOSSOLAN THERMIQUE, DOSSOLAN 3000, DOSSOLAN-HOECO F II/1, Cafco-BLAZSHIEKD DC/F, Cafco-300, FIBREXPAN, Hanf-Dämmwolle HDW, AgriCell BW, Einblasstroh, Bio-Einblasstroh, Thermoströ, Thermostraw, Blown straw insulation, Plantacell, Stroheinblasdämmung, SonnenStroh, SunStraw, Blowstraw, Blow-in straw, Loose fill straw insulation, SonnenKlee-Einblasstroh, GREENFLOC, Thermofloc-Dämm pellets, G-tec gebundener Dämmkork, Iso-Stroh, Flachs-floc, Lopas-Strohhäcksel-dämmung, CEMWOOD CW 1000 / CW 2000, ISOLENA-BLOCK, ISOLENA-OPTIMAL, ISOLENA-PREMIUM, ISOLENA-KLEMMFILZ, ISOLENA-OPTIMAL PLUS, MEHABIT, MEHAPORT, MEHAPORT, NeptuTherm, Calor, THERMO JUTE DUO, THERMO JUTE 100, THERMO JUTE 100 PLUS, Métisse Flocon, FonaTerm - granular, REINFLOCK, Conluto, JOMApertl etc.







Table does not claim to be complete. X-Floc will check other products upon request.



High-performance blow-in machines EM300 series

Which blowing machine for your application?

The machines of the EM300 series are suitable for all insulation materials and blowing methods. However, you can choose a design optimally matched to your needs from the various machine types. Contact us - we will be happy to advise you!







EM300 series						
Machine type	EM320-2x230V/7,0kW	EM325-3x230V/10,2kW	EM340-400V/7,3kW	EM345-400V/10,5kW	EM360-400V/5,9kW	EM365-400V/9,2kW
		 Amplifier integrated		 Amplifier integrated		 Amplifier integrated
Article number	5760	6971	5770	7129	6007	6268
Power/Material processing speed	1050kg/h	1250kg/h	1200kg/h	1400kg/h	1200kg/h	1400kg/h
Hopper	0,315m ³	0,315m ³	0,315m ³	0,315m ³	0,315m ³	0,315m ³
Airlock outlet ø	NW75 (3") or NW90 (3½") optional direct reduction to NW75 (3")					
Dimensions (LxWxH)	990x830x1740mm	990x830x1740mm	990x830x1740mm	990x830x1740mm	990x830x1740mm	990x830x1740mm
Unladen weight	257kg	270kg	265kg	273kg	280kg	302kg
Filling height	1250mm	1250mm	1250mm	1250mm	1250mm	1250mm
Airlock ventilation	●	●	●	●	●	●
Dust removal/Support for bags	passive (strip curtain) / active (dust extraction)					
Machine control	Cable remote control KFB2000 or radio remote control FFB2000-Pro					
Material conditioning	Crusher shafts (3 rotating shafts) disengageable for processing of bulk material (e. g. EPS granules)					
Shredder	●	●	●	●	●	●
Airlock feed gate adjustable	Continuously manually / with electrically adjustable airlock feed gate (optional)					
Airlock rotational speed adjustable	10 levels cable remote control KFB2000 / 19 levels radio remote control FFB2000-Pro					
Automatic blowing	●	●	●	●	●	●
Pressure relief valve	optional	optional	optional	optional	optional	optional
Air generator	3 high-powered radial compressors 2x1,8kW + 1x1,45kW	5 high-powered radial compressors 3x1,8kW + 2x1,45kW	3 high-powered radial compressors 2x1,8kW + 1x1,45kW	5 high-powered radial compressors 4x1,8kW + 1x1,45kW	Turbine 4,0kW	Turbine 4,0kW and 2 high-powered radial compressors 3,3kW
Dynamic pressure max. (adjustable)	360mbar	375mbar	405mbar	400mbar	400mbar	420mbar
Air feed amplification	External amplification optional e. g. X-Floc Amplifier/vacuum station VS28/VS33, VS55M/VS75M					
Air volume (nominal/measured)	590/480m ³ /h	995/765m ³ /h	585/500m ³ /h	960/785m ³ /h	380/375m ³ /h	795/660m ³ /h
Aspiration with suction hood (cleaning/dust extraction)	●	●	●	●	●	●
Conveying height (w, w/o amplifier)	>45m	>70m	>45m	>70m	>45m	>70m
Hose length L=max.	150m	200m	180m	200m	180m	200m
Motor	1x3-phase, 1,1kW and 1x3-phase, 0,75kW	1x3-phase, 1,1kW and 1x3-phase, 0,75kW	1x3-phase, 1,1kW and 1x3-phase, 0,75kW	1x3-phase, 1,1kW and 1x3-phase, 0,75kW	1x3-phase, 1,1kW and 1x3-phase, 0,75kW	1x3-phase, 1,1kW and 1x3-phase, 0,75kW
Power rating	7,0kW	10,2kW	7,3kW	10,5kW	5,9kW	9,2kW
Power supply	2x230V/50Hz/16A	3x230V/50Hz/16A	400V/50Hz/3x16A/N/PE	400V/50Hz/3x16A/N/PE and 1x230V/16A	400V/50Hz/3x16A/N/PE	400V/50Hz/3x16A/N/PE and 1x230V/16A
Max. material packing density	220kg/m ³	220kg/m ³	220kg/m ³	220kg/m ³	220kg/m ³	220kg/m ³





Compatibility table		A						B						C						D						E						F					
Cellulose	Applications	●	●	●	●	●	●	●	●	●	●	●	●	●	●	●	●	●	●	●	●	●	●	●	●	●	●	●	●	●	●	●	●	●	●	●	●
	Suitability	●	●	●	●	●	●	●	●	●	●	●	●	●	●	●	●	●	●	●	●	●	●	●	●	●	●	●	●	●	●	●	●	●	●	●	●
Wood fibre	Applications	●	○	○	○	○	○	●	●	●	●	●	●	●	●	●	●	●	●	●	●	●	●	●	●	●	●	●	●	●	●	●	●	●	●	●	●
	Suitability	●	○	○	○	○	○	●	●	●	●	●	●	●	●	●	●	●	●	●	●	●	●	●	●	●	●	●	●	●	●	●	●	●	●	●	●
Mineral fibre	Applications	○	○	○	○	○	○	●	●	●	●	●	●	●	●	●	●	●	●	●	●	●	●	●	●	●	●	●	●	●	●	●	●	●	●	●	●
	Suitability	○	○	○	○	○	○	●	●	●	●	●	●	●	●	●	●	●	●	●	●	●	●	●	●	●	●	●	●	●	●	●	●	●	●	●	●
Mineral granules	Applications	●	●	●	●	●	●	●	●	●	●	●	●	●	●	●	●	●	●	●	●	●	●	●	●	●	●	●	●	●	●	●	●	●	●	●	●
	Suitability	●	●	●	●	●	●	●	●	●	●	●	●	●	●	●	●	●	●	●	●	●	●	●	●	●	●	●	●	●	●	●	●	●	●	●	●
EPS granules	Applications	●	●	●	●	●	●	●	●	●	●	●	●	●	●	●	●	●	●	●	●	●	●	●	●	●	●	●	●	●	●	●	●	●	●	●	●
	Suitability	●	●	●	●	●	●	●	●	●	●	●	●	●	●	●	●	●	●	●	●	●	●	●	●	●	●	●	●	●	●	●	●	●	●	●	●
Fire protection plaser, Others	Applications	●	●	●	●	●	●	●	●	●	●	●	●	●	●	●	●	●	●	●	●	●	●	●	●	●	●	●	●	●	●	●	●	●	●	●	●
	Suitability	●	●	●	●	●	●	●	●	●	●	●	●	●	●	●	●	●	●	●	●	●	●	●	●	●	●	●	●	●	●	●	●	●	●	●	●

A = Open/attic blowing | B = Dry injection | C = Dry injection with ventilation | D = Damp spraying/CSO | E = Cavity wall insulation | F = Fire protection
 ● suitable/yes | ○ recommended with limitations | ◯ not recommended/no/- not specified All values approximate.

High-performance blow-in machines EM300 series

Equipment options

		Art.no.
	Radio remote control FFB2000-Pro Bidirectional radio technology, four radio channels, high transmission reliability	5243
	Electrical airlock feed gate for machine type EM32x for machine type EM34x/EM360 remote controlled with FFB2000-Pro	7448 6356
	Direct extension NW75>NW90 Airlock outlet nozzle for extension of NW75 (3") > NW90 (3½"), suitable for delivery hose NW90	6746
	Mains voltage indicator for 230V power supply Installation in EM32x for detection of voltage supply fluctuations	4604
	Mains adapter distributor 400V-CEE > 3x230V-Schuko with connection cable, for machine type EM32x	9481
	Fastening element set for safe transport mounting of an EM3xx on a horizontal surface	10372
	Mains adapter Phases and neutral conductor monitoring 400V with interruption protection for machine type EM34x/EM360	4553
	Mains adapter 400V/16A, 25m ring with CEE plug and CEE coupling, 5-pole, 16A	2492
	Mains adapter socket strip 400V/32A > 2x400V/16A with CEE-plug, 5-pole and 2m cable for machine type EM365	7273
	Mains adapter 400V/32A, 10m ring with CEE plug and CEE coupling, 5-pole, 32A	6588
	Direct reducer NW75>NW63 Reducer NW75 (3") > NW63 (2½"), for insertion into the airlock outlet nozzle of the blow-in machine	526
	Direct reducer NW75>NW50 Reducer NW75 (3") > NW50 (2"), for insertion into the blow-out nozzle of the blow-in machine	1972

		Art.no.
	Suction drum V=115l with swivelling lid. Tape fabric bags and connection parts included in the scope of delivery.	1160
	Suction drum V=250l with swivelling lid. Tape fabric bags and connection parts included in the scope of delivery.	3075
	Emergency stop button with housing Suitable for all machines with remote controls KFB2000, FFB2000 or FFB2000-Pro	5863
	Power distributor 400V/16A PRCD-S Type B, mobile, with integrated all-current sensitive residual-current protection	9271

Sample order size

Example: High-performance blow-in machine EM365



- ▶ EM365 (Art. no. 6268)
- ▶ Radio remote control FFB2000-Pro (Art. no. 5243)
- ▶ Accessories set NW75/63 for loose insulation material (non-abrasive) (Art. no. 5246)
- ▶ Injection bezel universal (Art. no. 9209)
- ▶ Blow-in needle NW75-180 (Art. no. 6711)
- ▶ Hose reel NW75 – D1000 plus (Art. no. 6464)
- ▶ Hose reel accessories set (Art. no. 5845)
- ▶ Density test set NW100 with case (Art. no. 4348)

Radio remote control FFB2000-Pro

With the aid of the remote control, many important settings for the injection process can be made directly from the work site. For this purpose, the KFB2000 cable control unit is included in the standard scope of delivery for all machines in the EM300 series.

The bidirectional radio remote control FFB2000-PRO (optional) offers some additional functions over and above the proven functions of the KFB2000. In addition to its compact size and simple operation, this control is characterised by very fast response and excellent radio stability. With an optional connecting cable between the hand control unit and the receiver, the FFB 2000-Pro radio control unit can also be used as a cable control unit (e.g. on construction sites with difficult radio connections).

Technical data

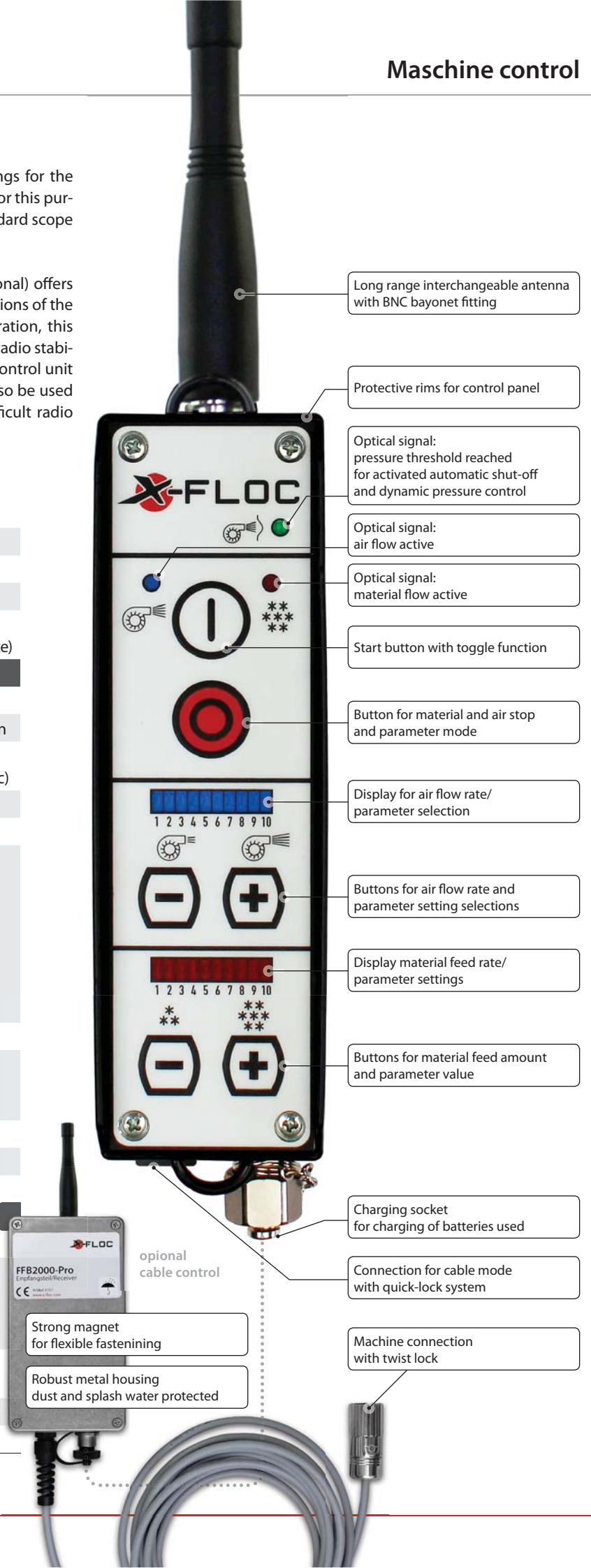
Transmission frequency	434MHz
Operating temperature range	-20°C to +40°C
Voltage supply	24V DC
Radio channels	4 (for construction sites with source of interference)

Hand control unit

Duration of use	up to 30h
Range	>100m w/o interruption
Overpressure signal	LED (optical) warning tone (accoustic)
Function buttons	6 (foil keypad)
Parameter levels	10
Parameters adjustable:	
Radio channels	1-4
Switch-on delay material	0, 1, 2, ...9s
Switch-on delay air	0, 1, 2, ...9s
Delay time:	
Automatic switch-off	0, 1, 2, ...9s
Response time:	
Dynamic pressure control	50, 100, ...500ms
Protection class	IP40
Connections	cable control charging socket antenna
Power supply	3x AAA NiMH 800mAh
Weight	approx. 400g
Dimensions	approx. 47x154x47mm

Receiver

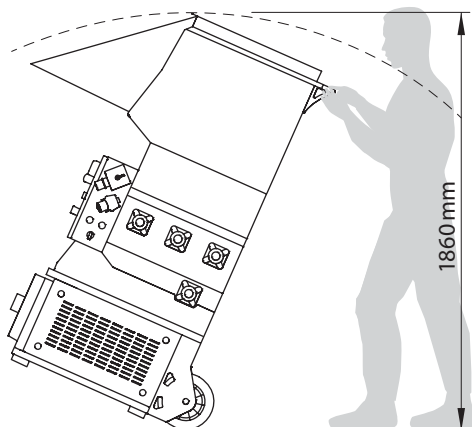
Protection class	IP40
Connections	control line to the machine cable control antenna
Power supply	24V DC (from blow-in machine)
Weight	approx. 765g
Dimensions	approx. 83x151x50mm



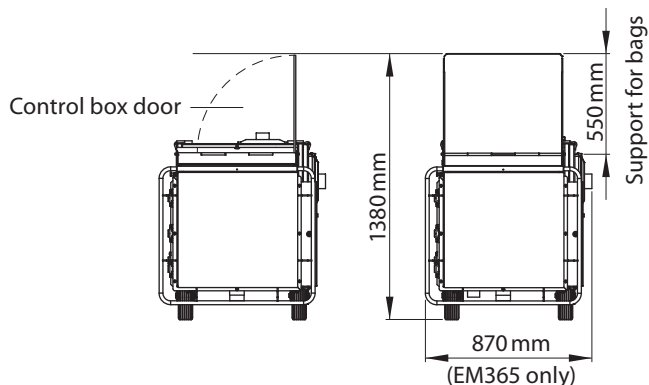
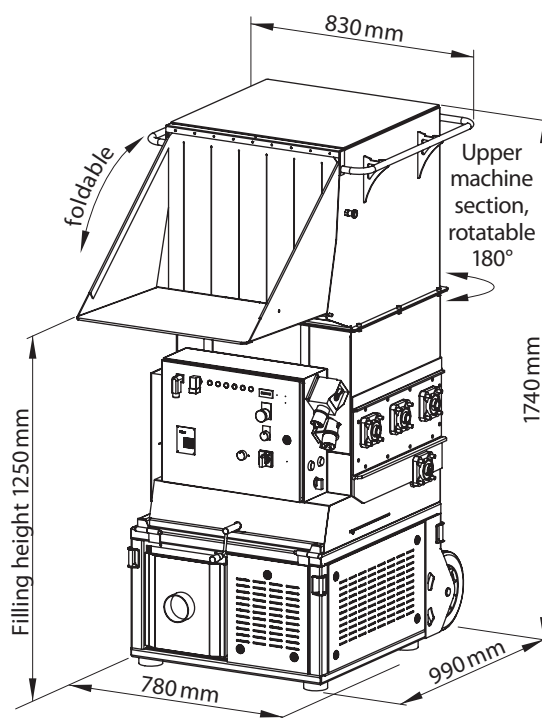
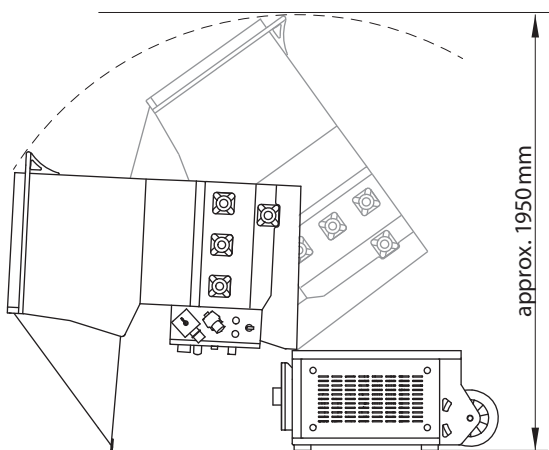
High-performance blow-in machines EM300 series

Dimensions

Maximum tipping height



Maximum opening height



Mobility and ease of maintenance

All machines of the EM300 series impress with their robust design and compact dimensions. In relation to their high performance, they are easily manoeuvrable and, thanks to the site-ready tyres, they can be manoeuvred like a sack truck.

The upper machine section can be folded down, whereby the bag support can serve as a second leg. In this way, all machine elements are easily accessible and the necessary maintenance work can be carried out with a light hand.



Reinforcement as desired

The EM3x5 machine types are equipped with an integrated amplifier unit as standard. Optimised in this way for air performance, these blow-in machines can cope with virtually any challenge, even under difficult conditions.

These include, for example, insulating materials that require a particularly high air volume for professional installation. Occasionally, certain installation situations also require the overcoming of large incline heights or the use of long delivery hoses. In the meantime, loose insulation materials also have to be removed from time to time.

For this purpose, the EM3x0 machine types can be perfectly supplemented with an external amplifier/vacuum station and used in conjunction with a suction drum for active dust extraction or cleaning.

The amplifier/vacuum stations are also equipped with light, powerful radial fans or turbines. They are available as standard in the compact portable version (VS28/VS33) or mobile version with hand truck function (VS55M/VS75M); special versions are also available on request.

Main application areas of the X-Floc VS series::

- ▶ Reinforced blowing (with dust extraction)
- ▶ For large inclines, heavy insulation material
- ▶ As extraction station (cleaning or deconstruction old building materials)



Amplifier/Vacuum stations



VS28



VS33



VS55M



VS75M

Amplifier/Vacuum station					Special versions on request
Type	VS28	VS33	VS55M	VS75M	
Article number	2711	5855	9455	9793	
Amplification/cleaning	●/●	●/●	●/●	●/●	
Active dust removal	●	●	●	●	
Stepless performance regulation	●	●	●	●	
Synchronisation with machine	●	●	●	●	
Remote control	●	●	●	●	
Power	2,8 kW	3,3 kW	5,5 kW	7,5 kW	
Max. overpressure	320 mbar	350 mbar	500 mbar	600 mbar	
Max. negative pressure	280 mbar	320 mbar	450 mbar	550 mbar	
Max. air volume (nominal/measured)	440 / 360 m ³ /h	420 / 400 m ³ /h	470 m ³ /h*	390 m ³ /h*	
Air feed unit	high-powered radial compressor	high-powered radial compressor	5-stage turbine	5-stage turbine	
Outlet nozzle/intake socket	NW63 (2½") / NW75 (3")	NW63 (2½") / NW75 (3")	NW63 (2½") / NW90 (3½")	NW63 (2½") / NW90 (3½")	
Dimensions (LxWxH)	482 x 358 x 418 mm	482 x 358 x 418 mm	605 x 560 x 750 mm	605 x 560 x 750 mm	
Weight	approx. 19,5 kg	approx. 19,8kg	approx. 65kg	approx. 88kg	
Operating hours counter	○	●	-	-	
Mains voltage display	○	○	-	-	

* free-blowing ● suitable/yes | ○ recommended with limitation | - not recommended/no/not specified (all values approximate)

High-performance blow-in machines EM300 series



Filling the machine with the natural insulation material



Function test of insulation material and blowing machine



Implementation in practice after passing the test



Actively combating global warming with natural insulation

Suitable for the CO₂ sink

Concepts for sustainable building are urgently required. Hemp concrete is a natural composite material consisting mainly of the shives of the hemp plant and a lime-based binder. It is used as a natural insulating material for walls, roofs and floors as well as an insulating plaster and, thanks to its negative CO₂ balance, it acts as a CO₂ sink.

Applying hemp lime by spraying requires the most suitable machine: the EM300 series has proven both in tests and in subsequent practice that it is rightly regarded as a safe investment. With the machines of this series, all imaginable insulation materials on the global market can be processed using the appropriate method.

Convince yourself

Feel free to visit our social media channels and get an impression of the performance of our EM300 injection machines with your own eyes. For example:

Damp spraying with Hempcrete Watch video:



Dust extraction and cleaning

Thanks to the closed filling concept (including a strip curtain), dust emission is already significantly reduced during the filling and blowing-in process. Optionally, the machine can also be equipped for active dust extraction.

With the suction drum required for this as a collection container, it is also possible to clean the work site or construction site. For this purpose, the suction barrel is connected to the suction bonnet of the EM300. In addition, in conjunction with a fluff diverter, it is possible to switch quickly between blowing and suction.

► For more info, see brochure **Hoses and connectors**




Blow-in trailers - everything directly on site

Thermal and acoustic insulation, fire protection or special effects: the speed and the clean filling of the cavities make the insulation blow-in method the first choice for many areas of application. With the insulation blow-in mobile, the blow-in process becomes even more efficient and also enables flexible use.

The blow-in machines of the EM300 series are ideally suited for the installation into a X-Floc blow-in mobile. The machine is optimally placed on the fully equipped trailer, transport vehicle or container. For this purpose, a system plan with hosing and electrical installation is worked out. In addition, a secure stowage solution is prepared for each piece of equipment. In many cases, the blow-in trailers also offer storage space for the insulation material. X-Floc realises customised trailers as well as vehicle superstructures and extensions according to the customer's wishes.

► For more info, see brochure **Insulation blowing mobiles**



Tarpaulin trailer

Tarpaulin trailers in freely selectable dimensions offer space for the ergonomic arrangement of the workplace, a variety of configuration options as well as additional space for further material. They are also suitable for long distances and, due to their low overall weight, for smaller towing vehicles. The large exterior surfaces can be printed with individual customer advertising.

Box trailer

Single-axle box trailers and tandem trailers are also well suited for small towing vehicles, are approved for speeds of 100 km/h and are suitable for short and long distances. These trailers also offer increased theft protection and large exterior surfaces for individual advertising. As standard, all box trailers are available with a two-wing rear door or drive-on flap.



Container

Made of rustproof aluminium, weather-resistant wood and whatever the shape: X-Floc realises system workplaces in containers – tailor-made and well thought-out down to the last detail – very suitable for the blow-in professional as well as for the rental service. On request, the containers are available with compressed air supply and power generator as well as a solution for flatbed vehicles/trailers.



High-performance blow-in machines EM300 series

Machine accessories

X-Floc blow-in machines, amplifier/vacuum stations and other products can be operated and combined in a variety of ways. Detailed information on radio remote controls, cable control, power generators as well as bag supports, suction drums and other machine accessories can be found in the relevant product docu.

► Further information, see brochure **Machine accessories**



Measurement devices

X-Floc maintains close cooperation with university research and development institutions. This results in an extensive product range in the field of measuring and testing technology for blow-in technicians, insulation manufacturers and material testing institutes, and many more. More info can be found in the relevant product docu.

► Further information, see brochure **Measurement devices**



Nozzles and blowing accessories

For each insulation blow-in principle and each application, tools and/or accessories are necessary for insertion, sealing and venting. Detailed information about these accessories and everything about tools such as injection nozzles, injection needles/lances as well as hole saws and sealing parts can be found in the relevant product docu.

► Further information, see brochure **Nozzles and blowing accessories**



Damp spraying

In the damp spray process, thermal insulation material is moistened with water after exiting the hose. Detailed information on spray heads and pipes for the various applications as well as on high-pressure pumps such as membrane or piston pumps and on wall scrubber for smooth surfaces can be found in the relevant product docu.

► Further information, see brochure **Damp spraying**



Hoses and connectors

Hoses and connectors are an essential part of the blow-in equipment because they can be used to create all conceivable transport lines and circuits. Detailed information on conveying and injection hoses as well as hose connectors, hose clamps, Y-pieces and fibre switches can be found in the relevant product docu.

► Further information, see brochure **Hoses and connectors**



Industrial safety and respiratory protection

The special work suit with hood protects the blow-in professional from contact with skin-irritating insulation materials. Detailed information on the X-Floc range of workwear, dust masks, professional respirators with legal approval as well as air filters, rechargeable batteries and other accessories can be found in the relevant product docu.

► Further information, see brochure **Industrial safety/Respirators**



X-Floc Dämmtechnik-Maschinen GmbH
Rosine-Starz-Straße 12 · 71272 Renningen · Germany
Telefon: +49-7159-80470-30 · Fax: -40
E-Mail: info@x-floc.com · www.x-floc.com

Your X-Floc representative

